

**Description:** RX-BKT28 Series Non waterproof LED module , 2014 new version, using MCPCB, no distortion, better heat dissipation, and patented ultra-thin welding machine terminals. Hand-tighten the screws easier to splice installation, High luminous efficiency up to 110Lm / W; low prices. 4 sizes of interlocking and connectable panels allows for variety of designs to be configured. Mainly used for light boxes backlight, large-scale projects, shopping malls, railway stations, airports and other high-end places lighting, Ideal backlight-light source, also be used for home decorative lighting, Do your own energy-saving lighting project.



**CRI >80**

Luminous efficiency  
110Lm/W DC24V

**Dimension**

4 sizes of interlocking  
and connectable

**MCPCB**

Good heat dissipation

**Patent terminal**


Ultra thin high current

**LED to face distance**

> 38mm/1.5"

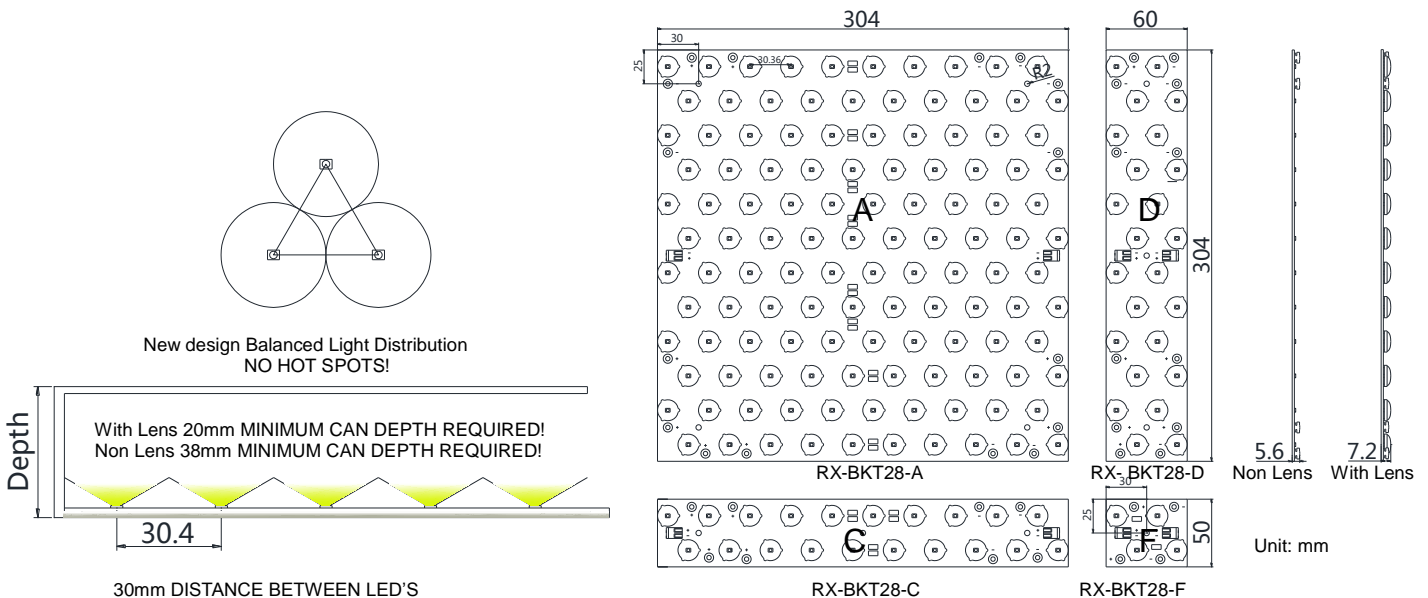
**Stitching Size 2m<sup>2</sup>**

No additional  
connection wires



Application specs	
Brightness	8Lm /20mA LED; 26Lm /60mA LED
Default Colors	CW6000~6500K
Other colors	WW2800~3200K NW3800~4200K
CRI	> 80
Application Environment	Dry Locations
Operating Temperature	-30~50°C
Electrical specs	
Power	0.2W / LED
Input	DC 12V or DC 24V
Warranty	3 years
Certification	CE RoHS FCC PSE

**Dimension**



Data sheet

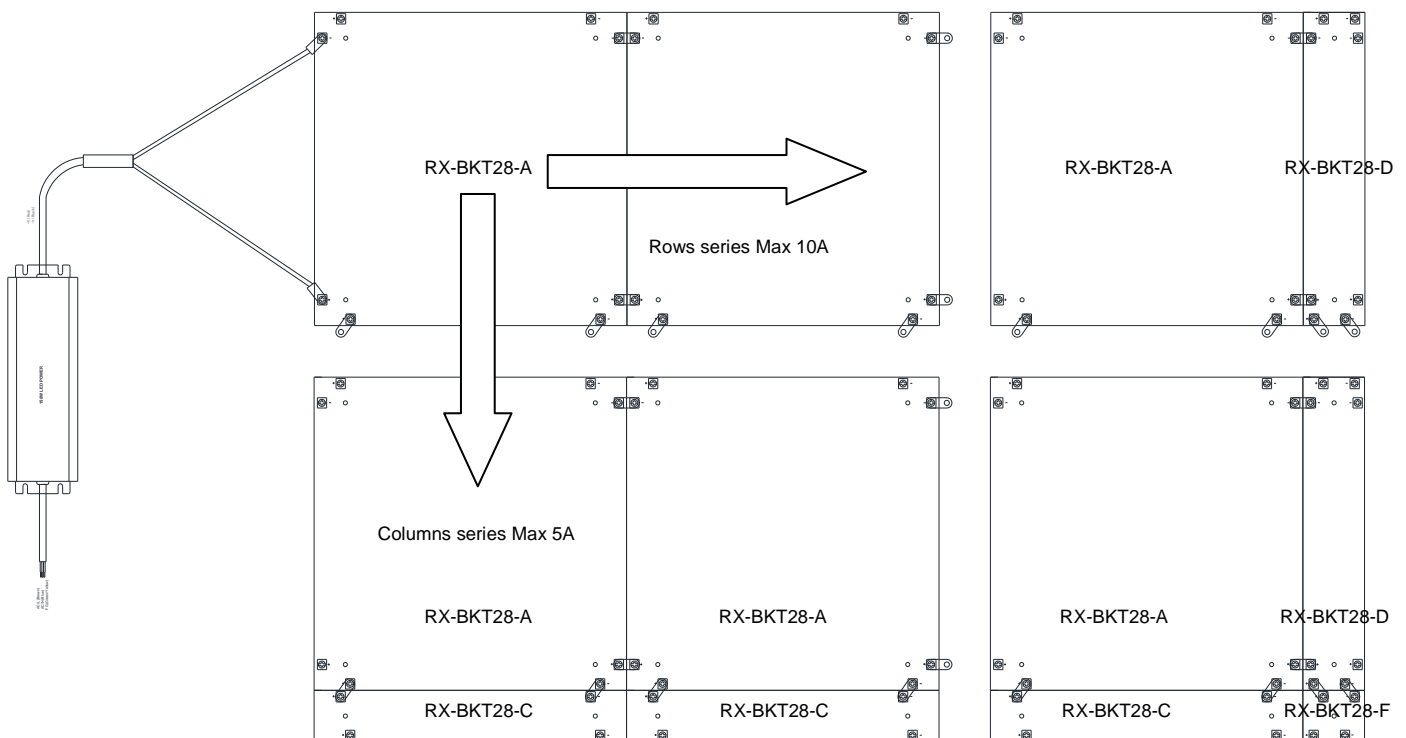
MODEL	Dimension LED QTY	Lumen	Power DC 24V	Stitching Size No additional connection wires	LED spacing Brightness/ m <sup>2</sup>	Comment
RX-BKT28-AL-120LED	304x304mm 120LED	960Lm	9.6W	Max 25pcs 2.2m <sup>2</sup>	<b>30mm</b>  Min. Cabinet Depth* 38mm  106W / m <sup>2</sup> 10600Lm / m <sup>2</sup>	Temperature rise +10 °C Cooling by free air convection No additional heatsink  Normal brightness light source
RX-BKT28-DL-24LED	60x304mm 24LED	192Lm	1.9W	Max 60pcs 1m <sup>2</sup>		
RX-BKT28-CL-20LED	304x50mm 20LED	160Lm	1.4W	Max 60pcs 1m <sup>2</sup>		
RX-BKT28-FL-4LED	60x50mm 4LED	32Lm	0.5W	Max 240pcs 0.7m <sup>2</sup>		
RX-BKT28-A-120LED	304x304mm 120LED	3120Lm	28.8W	Max 8pcs 0.7m <sup>2</sup>	<b>30mm</b>  Min. Cabinet Depth* 38mm  320W / m <sup>2</sup> 34000Lm / m <sup>2</sup>	Temperature rise +25 °C Cooling by free air convection No additional heatsink  High brightness light source
RX-BKT28-D-24LED	60x304mm 24LED	620Lm	5.8W	Max 20pcs 0.36m <sup>2</sup>		
RX-BKT28-C-20LED	304x50mm 20LED	520Lm	4.3W	Max 28pcs 0.42m <sup>2</sup>		
RX-BKT28-F-LED	60x50mm 4LED	100Lm	1.4W	Max 85pcs 0.25m <sup>2</sup>		

The above table data testing at room temperature is 25 °C, test voltage DC24V

LED color temperature 6000-6500K, CRI > 80, Life 50000hours@25 °C (VW2800~3200K 96% brightness ; NW3800~4200K 92% brightness)

\*Minimum distance required from Panel to face. Calculated with Calculated with ISM-0475 PC light diffusion board with no graphics, Depth on faces with graphics can have thinner cabinet depths, Consult with XineLam for samples and depth demonstrations. Special sizes, Consult with XineLam Reps and Distributors

Mosaic splicing diagram:

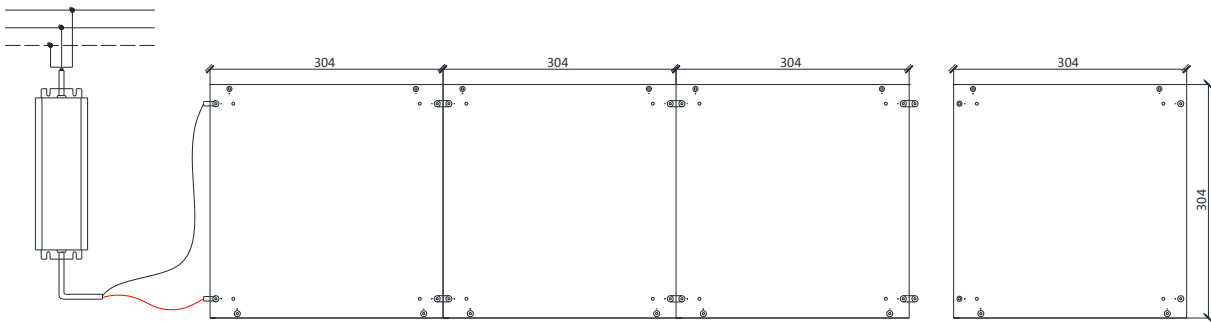


**Note:** Row and column totals; must be less than the number of LED module can be spliced (Row x Column ≤ 10A 240W )

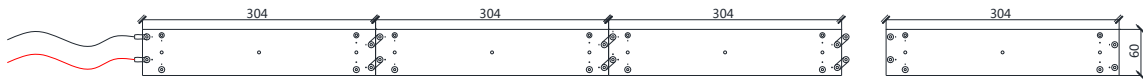
Recommended rows stitching

If you need a larger number of splicing series, Can increase the welding terminal, for details please contact XineLam.

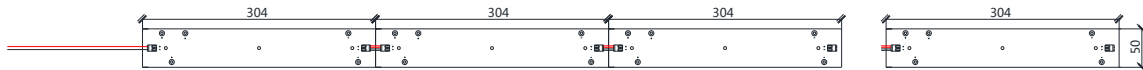
Wiring diagram



**1, Maximum series connected power 240W. (24V 10A)**

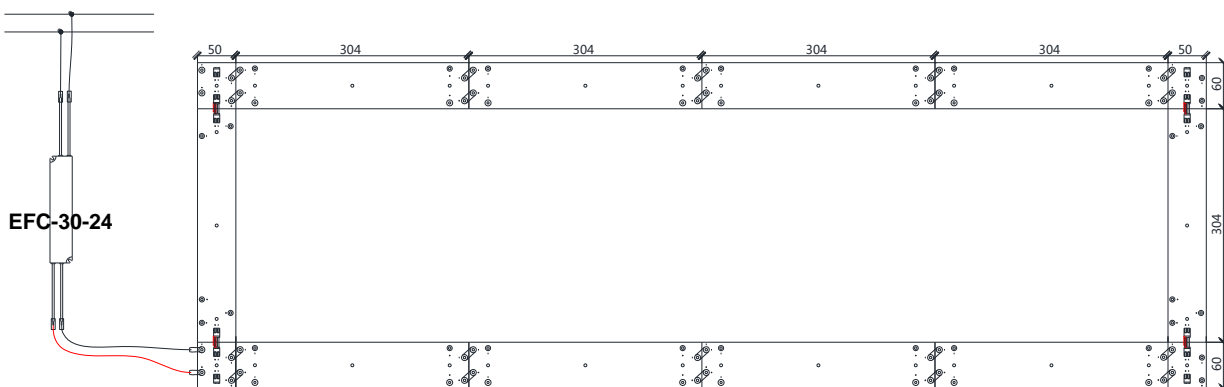


**2, Maximum series connected power 120W. (24V 5A)**



**3, Maximum series connected power 120W. (24V 5A)**

**Need add install WAGO2060 Terminal**



**4, Need add install WAGO2060 Terminal**

**RX-BKT28-DL, CL, FL combinations about power: 20W - You can use the EFC-30-24 drive power supply.**

**RX-BKT28-D, C, F combinations about power: 60W - You can use the HLG-60H-24 drive power supply.**

**CAUTION: This product is installed by a professional engineering staff.**

Safety Information

1. The LED module itself and all its components may not be mechanically stressed.
2. Assembly must not damage or destroy conducting paths on the circuit board.
3. Installation of LED module (with power supplies) needs to be made with regard to all applicable electrical and safety standards. Only qualified personnel should be allowed to perform installations.
4. Correct electrical polarity needs to be observed. Wrong polarity may destroy the LED module.

5. Parallel connection is highly recommended as safe electrical operation mode.
6. Serial connection is not recommended. Unbalanced voltage drop can cause hazardous overload and damage the LED module.
7. Please ensure that the power supply of adapters power to operate the total load.
8. When mounting on metallic or otherwise conductive surfaces, there needs to be an electrical isolation points between strip and the mounting surface.
9. Pay attention to standard ESD precautions when installing the LED module.
10. Damaged by corrosion will not be honored as a materials defect claim. It is the user's responsibility to provide suitable protection against corrosive agents such as moisture and condensation and other harmful elements.
11. Non Waterproof LED module
12. LED module can not be used as support, you need fixed in the frame, fixed to the wall, otherwise, may cause deformation.