


Description: RX-LM561C-312 Medicinal plant LED grow Light module horticulture lighting group, Full spectrum, The UV spectrum of the independent switch control can be turned on when needed, stimulating the plant's stress response, producing more medicinal ingredients and increasing the weight of the flower. Super High PAR output, PPFD>510Micromol ideal for medical plant growth. The F7 spectrum has been extensively tested and is 100% effective against medicinal plants, it has the biggest contribution for plants and useful for increasing the harvest. Suitable for use in basement and other No sunshine environment for planting crops.

Koray®



1. High efficiency Samsung LM561C S6 lamp bead plant light module, PPF efficiency up to 2.8μmol / J
2. The same type of low price products are available (LM28-312)
3. A variety of LM561C-S6 color temperature combination, the number of lamp beads is 312pcs, 12 series 26 parallel
4. Aluminum substrate size: 11.25" x6.88" (286x175mm)
5. Heat sink size K1 12.8"x7.9"x 0.7"; K2 24.8"x7.9"x 0.7"
6. Customize the size, power, spectrum, PAR output, PPF output you need
7. LED Module Input voltage: 32~37V, input current 1.5~3.9A
8. Service life 50,000 hours
9. CE RoHS FCC

Model	Dimension	Peak Wavelength	Photon PPF μmol/m²/s	Luminous flux Radiation Power	Power Input	Comment
RX-LM561C-312	286x175x1.6mm 11.3"x6.9"x 0.6"	S1	438μmol @0.3m 30723Lx	10544Lm 150umol/s	1.6A @33.3V	2.8μmol/J Tc 65° Need to install heat sink
		2700K+	670μmol @0.3m 47021Lx	17552Lm 250umol/s	2.6A @34.6V	
		3000K + 6500K	965μmol @0.3m 67674Lx	23544Lm 336umol/s	3.9A @35.4V	
RX-LM561C-312-K 1	325x200x15mm* 12.8"x7.9"x 0.7"	S1	855μmol @0.3m 62260Lx	Flux: 20293Lm	125W AC230V	Includes heat sink & Meanwell ELG-150 32"x32" plant tents
		2700K+	384μmol @0.5m 27075Lx	PPF:290umol/s		
		3000K + 6500K	197μmol @1m 13900Lx	PAR: 61340mW		
RX-LM561C-312-K 2	630x200x15mm* 24.8"x7.9"x 0.7"	S1	1303μmol @0.3m 91356Lx	Flux: 41587Lm	247W AC230V	Includes heat sink & Meanwell ELG-240 39"x39" plant tents
		2700K+	598μmol @0.5m 41932Lx	PPF: 595umol/s		
		3000K + 6500K	174μmol @0.5m 12280Lx			

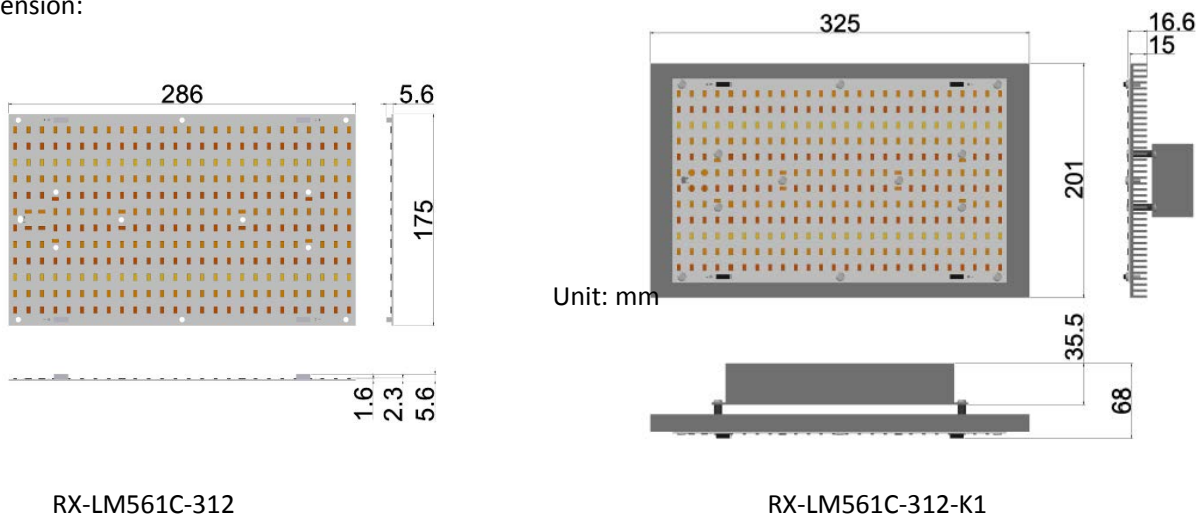
K1 Surface temperature rise Tc 33°K , Operating temperature: -30 °C ~ 40°C , Lifespan: 50,000 hrs (Note: Ta ≤ 25 ° C)

Tolerance range for optical and electrical data: ±10 % ; * Size is the heat sink profile size

Recommended irradiation distance 0.2-0.5 meters. K1 Suitable for 16"x16", 24" x24", 32" x32" grow tents, K2 39"x39" plant tents

The above data is for reference only!

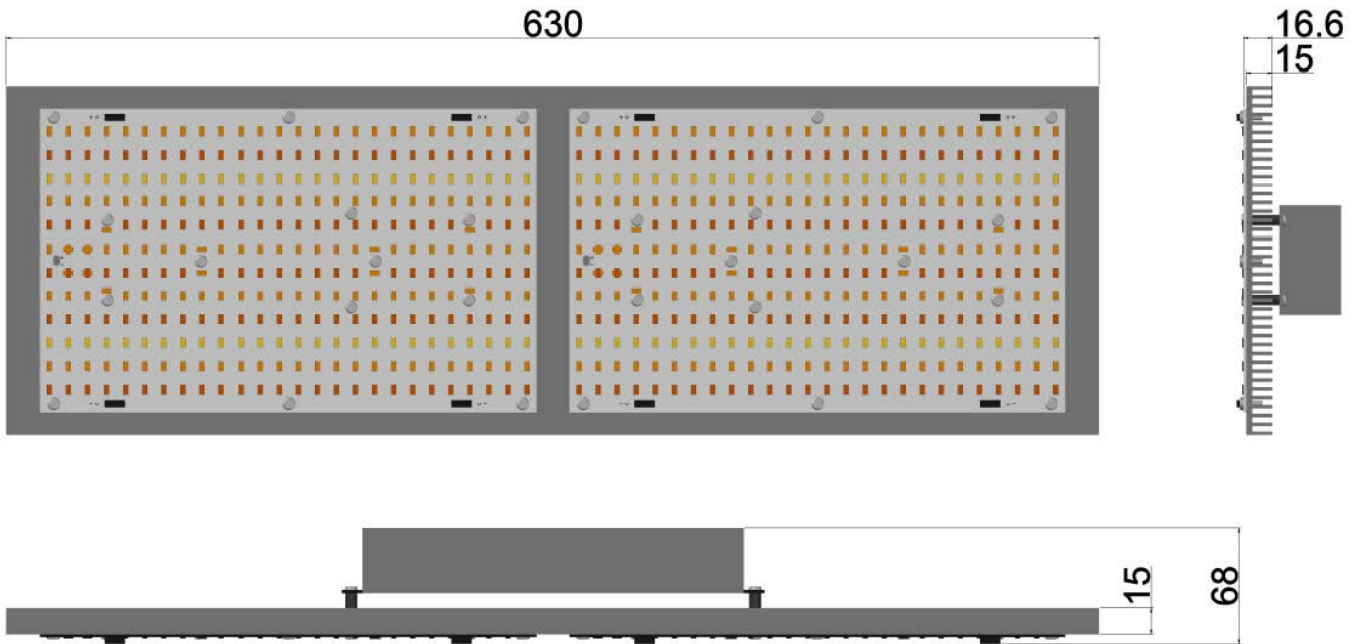
● Dimension:



RX-LM561C-312

RX-LM561C-312-K1

- Dimension:

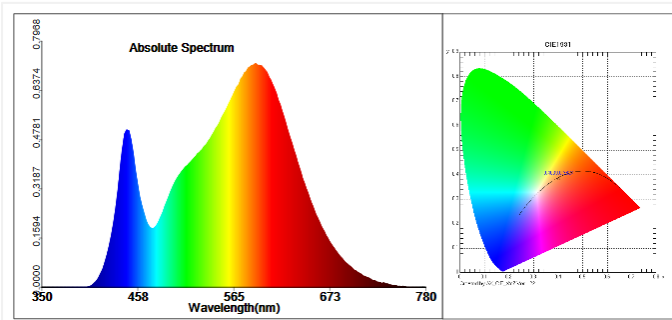


RX-LM561C-K2

- Samsung LM561C S6 LED lamp beads



● Testing report



Test parameter:

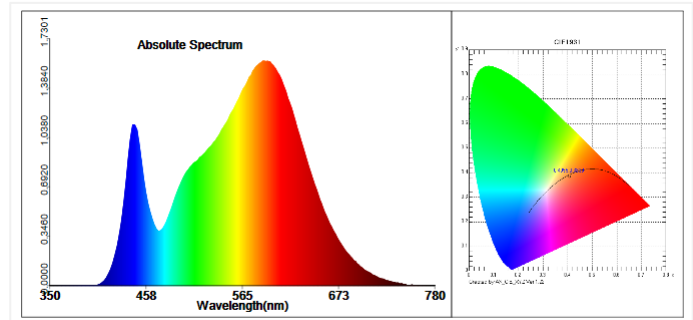
E= 41932.9 lx E(fc)=3897.11 fc
 CIE x= 0.4039 CIE y= 0.3824 CIE u'=0.2382 CIE v'=0.5075
 Tc=3463 K Lp=601.0 nm HW=143.9 nm Ld=582.6 nm
 Pur=36.0 % Ratio_R=20.9 % Ratio_G=75.8 % Ratio_B=3.3 %
 Duv=-0.00337

Ra=84.8 R1= 84 R2= 92 R3= 96
 R4= 84 R5= 85 R6= 90 R7= 84
 R8= 64 R9= 15 R10= 82 R11= 83
 R12= 76 R13= 86 R14= 99 R15= 78

SDCM= 4.1(3500K/White)
 White Class:OUT

E1=126.49 W/m2 E2=129.13 W/m2 PPF=598.62 μmol/(m·s)
 Ech-A=18.081 W/m2 Ech-B=23.52 W/m2 Ef=2.5796 W/m2
 Eb=24.478 W/m2 Ey=56.583 W/m2 Er=45.547 W/m2
 Ep=111.46 Wphyto/m2 Erb_Ratio=1.8607

PPFDf=1.5596E+001 μmol/(m2·s)



Test parameter:

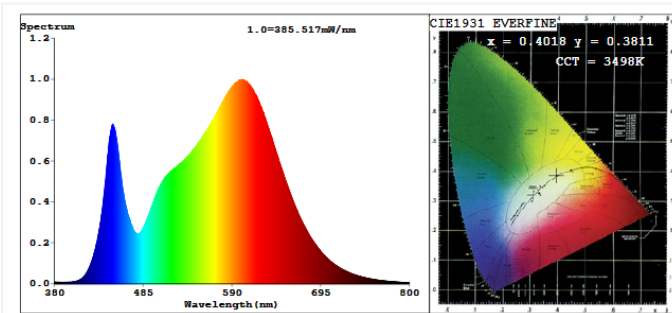
E= 91356.5 lx E(fc)=8490.38 fc
 CIE x= 0.4055 CIE y= 0.3839 CIE u'=0.2387 CIE v'=0.5084
 Tc=3439 K Lp=599.0 nm HW=146.2 nm Ld=582.5 nm
 Pur=36.9 % Ratio_R=21.0 % Ratio_G=75.7 % Ratio_B=3.2 %
 Duv=-0.00305

Ra=85.1 R1= 84 R2= 92 R3= 96
 R4= 84 R5= 85 R6= 90 R7= 85
 R8= 65 R9= 17 R10= 81 R11= 84
 R12= 76 R13= 86 R14= 98 R15= 78

SDCM= 3.5(3500K/White)
 White Class:OUT

E1=275.08 W/m2 E2=280.52 W/m2 PPF=1303.1 μmol/(m·s)
 Ech-A=39.392 W/m2 Ech-B=50.821 W/m2 Ef=5.3923 W/m2
 Eb=52.051 W/m2 Ey=123.29 W/m2 Er=99.984 W/m2
 Ep=242.61 Wphyto/m2 Erb_Ratio=1.9209

PPFDf=3.2583E+001 μmol/(m2·s)



Color Parameters:

Chromaticity Coordinate: x=0.4018 y=0.3811/u'=0.2374 v'=0.5066
 CCT=3498K (Duv=-0.0035) Dominant WL:Ld =582.6nm Purity=34.9%
 Ratio:R=20.8% G=75.8% B=3.3% Peak WL:Lp=602.0nm FWHM=145.8nm
 Render Index:Ra=85.4 AvgR=80.4

R1 =85 R2 =92 R3 =96 R4 =85 R5 =85 R6 =90 R7 =85
 R8 =65 R9 =17 R10=82 R11=85 R12=76 R13=87 R14=98 R15=78

Photo Parameters:

Flux = 20293 lm Eff. : 162.52 lm/W Fe = 62.95 W
 Scotopic:31717 S/P:1.563
 Photosynthetic:PPF:289.88μmol/s PAR WATT:61340mW(400-700nm)

Electrical parameters:

V = 231.47 V I = 0.5477 A P = 124.9 W PF = 0.9849
 LEVEL:OUT WHITE:ANSI_3500K

Measurements

EI1	Max	51.7 °C
	Min	19.2 °C
	Average	23.9 °C
Sp1		21.5 °C
Sp2		51.1 °C
Sp3		51.6 °C
Sp4		51.1 °C
Sp5		19.9 °C
Sp6		19.5 °C
Sp7		19.7 °C
Sp8		20.4 °C
Sp9		20.3 °C

Parameters

Emissivity	0.95
Ref. temp.	20 °C



LM561C-312-K1.jpg



LM561C-312-K1.jpg