

Description:

RX-G600T-IP 250W High power Greenhouses Horticulture LED Medicinal planting lamp, Condensing glass lens, Concentrating Light efficiently and More uniform spectral radiation, directional light ,high light utilization efficiency, more efficient comparison with common grow lights. for various medicinal plant cultivation (dedicated light Recipe), Can also be used for high wire vegetables, vegetable cultivation, flower cultivation, ornamental plant cultivation, succulent plant cultivation, medicinal plant cultivation.



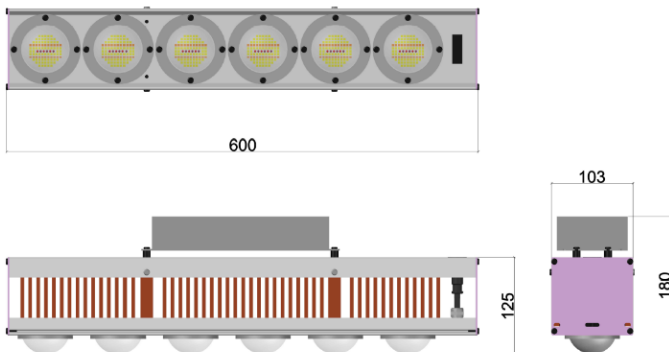
1. 2 foot 250W top light greenhouse medicinal plant cultivation Horticulture LED
2. Condensing glass lens for higher reliability and weather resistance
3. Samsung or German brand plant and plant special garden LED, PPF efficiency 2.5umol/J (Including lens loss and power loss)
4. Derating the LEDs to improve efficiency and reliability, and derating the HLG-320H power supply to increase service life.
5. Optimize the plant spectrum to meet different plant illuminations or customize the spectrum you need.
6. Waterproof IP65
7. Input voltage: 100~305VAC, Power: 500W/G600T, 250W/G600T-IP
8. Lifespan: 50,000 hours.
9. Meet the safety requirements around the world, CE RoHS FCC

Model	Dimension LxWxH	Spectral Wavelength	Photon PPFD $\mu\text{mol}/\text{m}^2/\text{s}$	Luminous flux Radiation Power	Power Input	Comment
RX-G600T-IP	600x103x125mm 24"x4"x5"	<p>F28</p>	1152 μmol @0.5m 74338Lx	Flux: 43030Lm PPF:648 $\mu\text{mol}/\text{s}$	247W/AC230V	Illumination angle 90° Samsung and German brand gardening LED
			315 μmol @1m 20150Lx			
			86 μmol @2m 5495Lx			
		<p>F29</p>	1129 μmol @0.5m 72663Lx	Flux: 41373Lm PPF:633 $\mu\text{mol}/\text{s}$	254W/AC230V	Outdoor greenhouse light Recipe, Samsung and German brand LED
			306 μmol @1m 19644Lx			
			81 μmol @2m 5214Lx			

Surface temperature rise Tc 38K , Operating temperature: -30°C ~ 35°C , Lifespan: 50,000 hours (Note:Ta 25°C)
Tolerance range for optical and electrical data: $\pm 10\%$. Light emitting angle: 90°
Recommended irradiation distance 0.5 ~ 3m

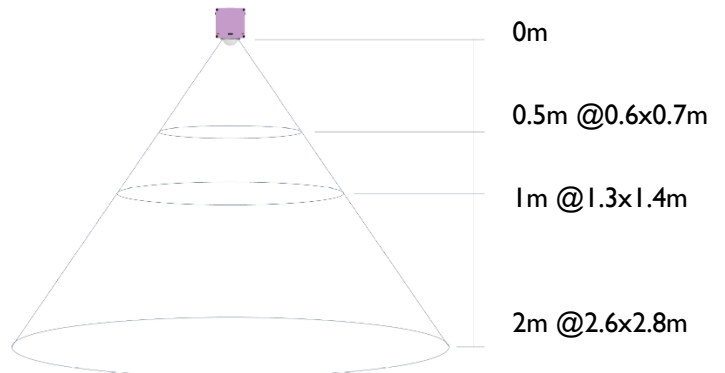
The above data is for reference only!

● Dimension:



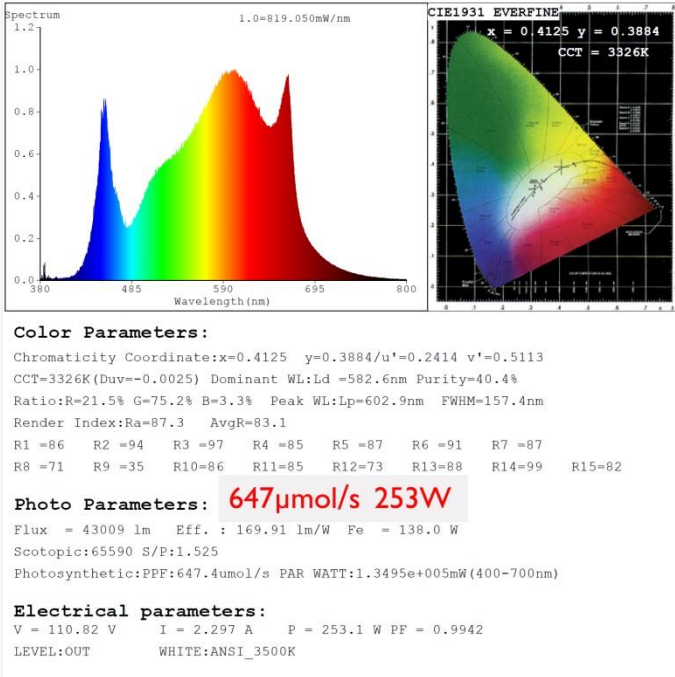
UNIT: mm

Depth distance & Coverage:

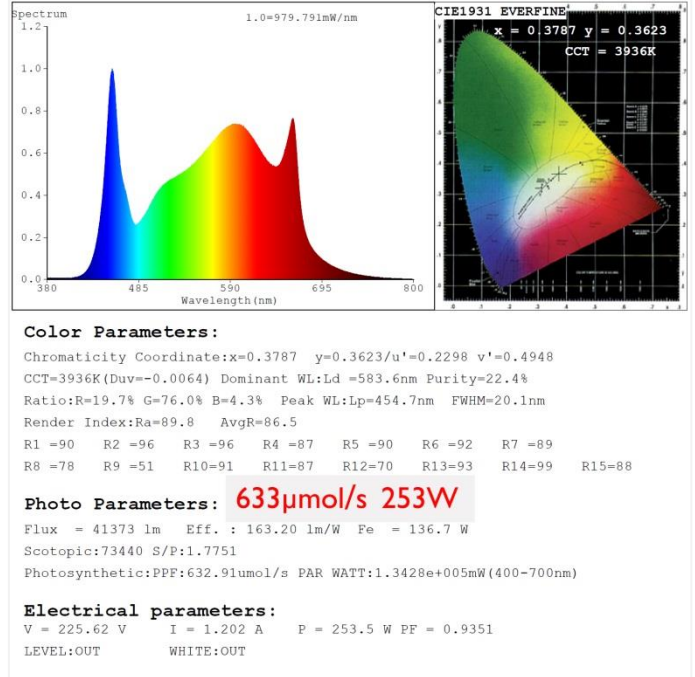


Max PPFD intensity 50%

● PPF PAR testing report



RX-G600T-IP-F28 PPF Output test

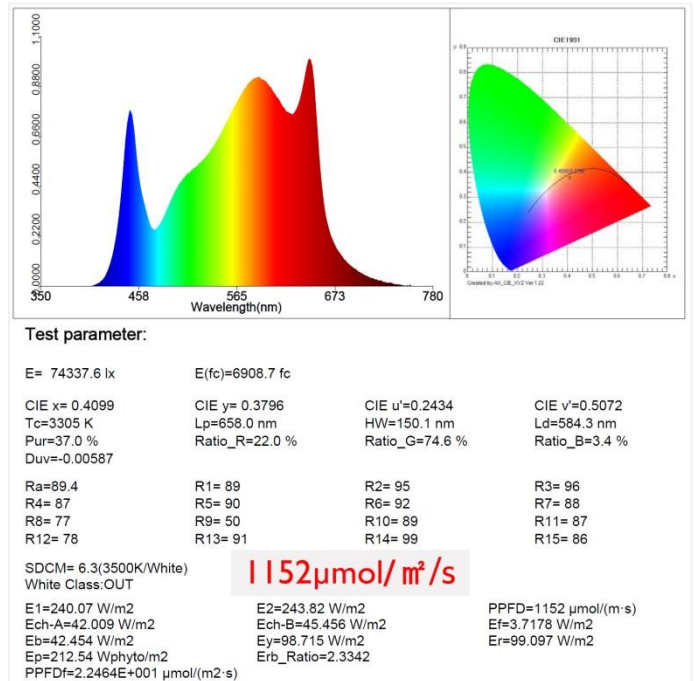


RX-G600T-IP-F29 PPF Output test

● Surface temperature test report



PPFD testing report



- **Electronic installation instructions**

1. When open the package, please check whether the inside is including product, accessory, label, certificate quality. And please assure that the light is perfect without any damage.
2. The wires of LED Light is three-core, the standard size of the wire is 3*1mm² or 3*1.5mm² and the outer diameter is $\Phi 7\sim 12$ mm, brown wire is live line, blue wire is null line, yellow & green is ground line.
3. LED Light will work when the voltage up to rated voltage, so please be sure the voltage within the requested range, or it will damage the light which can't be repaired.
4. When the electrical continuity is connected, the lead wire should be in electric insulating. The way of connect wire:

Attention

1. In order to make sure the light can work safety and stability, the ground line should be connected the earth.
2. When connecting the wires please turn off the power, and check whether the wires are connected correctly. Never connect the wires in opposite way, or the power should not be turned on.
3. Please keeping the trip bolt being fastening and reliable, in case of the light fall down of looseness.
4. When finishing connect the wires, please use the insulation gummed tape to convolve the wires, confirm the insulation and solve the waterproof problem.