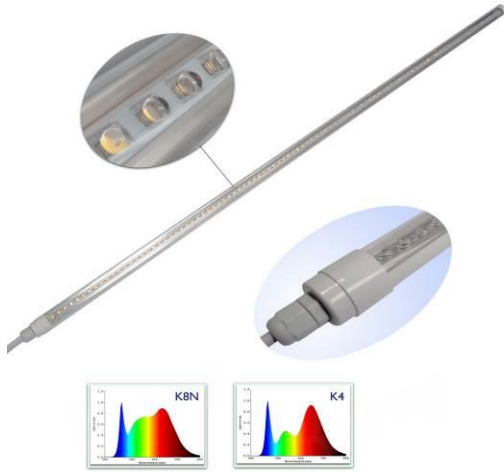


Description: RX-GW28-PT8 LED grow light tube, waterproof IP65. With Lens, More spectral radiance, directional and concentrated light output, higher light utilization efficiency, Energy saving 30~ 50%. 100% No flicker, shooting without flash. Full spectrum, for different plants. Ideal for various types of plant cultivation, aquarium and high-density shelf structure plant factory.



1. Waterproof IP65
2. PT8T With Lens , more uniform spectral radiance, directional and concentrated light output, higher light utilization efficiency, energy saving 30~ 50%, Beam Angle: 60 °
3. 100% No flicker; shooting without flash. Easy to observe, protect your eyes.
4. K8N spectrum for ornamental plants, succulents, flowers, and all kinds of potted plants.
5. K4 spectrum for vegetable cultivation and plant factory.
6. Input voltage: AC 100~240V, PF >0.9, Power: 18W
7. Lifespan: 25000 hours
8. CE RoHS FCC


Model	Dimension	LED QTY Peak Wavelength	Photon PPFD $\mu\text{mol}\cdot\text{m}^{-2}\cdot\text{s}^{-1}$	Luminous flux Radiation Power	Power Input AC 100-240V	Comment
RX-GW28-PT8-K8N	L1200mm Ø26mm	Full Spectrum K8N	60.46 μmol @0.2m	Flux 1837Lm Fe 6.8W	18W PF>0.9	High CRI Ra 97 easy to observe. Ornamental plants, succulents, flowers,
			37.65 μmol @0.3m			
			20.75 μmol @0.5m			
RX-GW28-PT8T-K8N		Full Spectrum K8N	85.50 μmol @0.2m	Flux 1720Lm Fe 6.3W		60 °lens concentrated light, Ra 97 easy to observe.
			63.62 μmol @0.3m			
			41.54 μmol @0.5m			
RX-GW28-PT8-K4		Full Spectrum K4	61.16 μmol @0.2m	Flux 1216Lm Fe 6.0W		Universal type plant light, CRI Ra 70
			34.20 μmol @0.3m			
	15.84 μmol @0.5m					
RX-GW28-PT8T-K4	Full Spectrum K4	86.50 μmol @0.2m	Flux 1137Lm Fe 5.6W	60 ° lens Universal type plant light, Suitable for all plants. CRI Ra 70		
		57.85 μmol @0.3m				
		31.72 μmol @0.5m				

Surface temperature rise T_c 25 °K , Operating temperature: -30 °C ~ 40 °C , Lifespan: 25,000 hrs (Note: $T_a \leq 25$ °C)

Tolerance range for optical and electrical data: ± 10 %.

Beam angle: 60 ° , Recommended irradiation distance: 0.3~0.6m; Beam angle: 120 ° , Recommended irradiation distance : 0.2~0.4m;

Dimension:

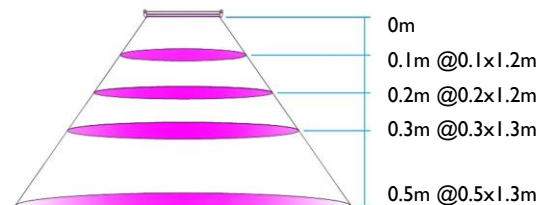


Top

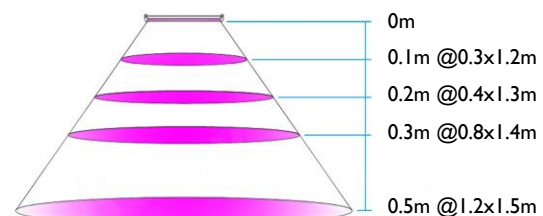
UNIT:mm

RX-GW28-PT8

Depth distance & Coverage:



RX-GW28-PT8T 60°



RX-GW28-PT8 120°

With Lens - Directional concentrating irradiation, energy saving 50%!

Unique lens to make light Beam focusing, increasing Photosynthetic photon flux density greatly comparing to similar, energy saving 30~ 50%.

Example 1: plant factory vegetables cultivation.

Irradiation distance 0.5m

Irradiation area 0.5x1.2m.

PPFD: $120\mu\text{mol}\cdot\text{m}^{-2}\cdot\text{s}^{-1}$

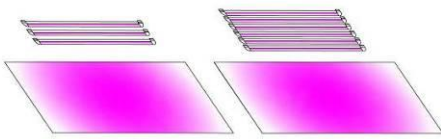
Example 2: succulent plants cultivation

Irradiation distance 0.3m

Irradiation area 0.3x1.2m

PPFD: $60\mu\text{mol}\cdot\text{m}^{-2}\cdot\text{s}^{-1}$

Example: Plant Factory vegetable cultivation
Depth distance: H=0.5m
Coverage: W=0.5 x L=1.2m
PPFD: $120\mu\text{mol}\cdot\text{m}^{-2}\cdot\text{s}^{-1}$



Only Need 3pcs
With Lens TYPE 18W

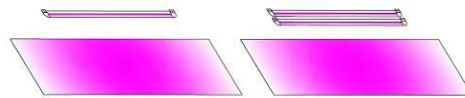
Need to 6pcs
Without Lens TYPE 18W



50% energy saving



Example: Succulent Plants
Depth distance: H=0.3m
Coverage: W=0.3 x L=1.2m
PPFD: $60\mu\text{mol}\cdot\text{m}^{-2}\cdot\text{s}^{-1}$



Only Need 1pcs
With Lens TYPE 18W

Need to 2pcs
Without Lens TYPE 18W



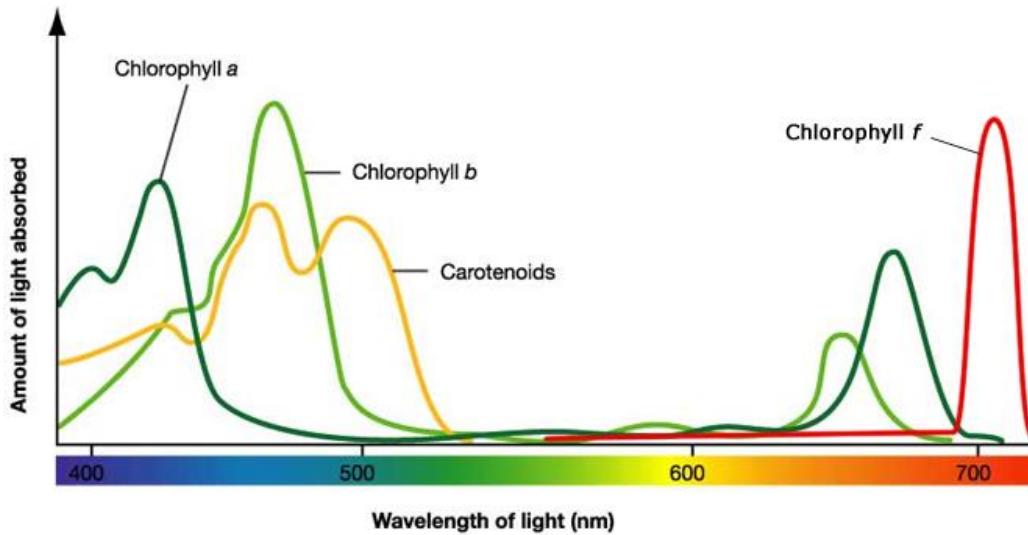
50% energy saving

PT8T with lens: need 3pcs only common led tube need 6pcs

notice: the produce as the same power

PT8T with lens: need 1 piece only, common led tube need 2pcs, energy saving 50%

Spectral Properties of Plants



- 400-520nm light spectrum of leave photosynthesis has the largest impact on photosynthesis, chlorophylls and carotenoids can prevent the leaves yellow, grow another news and cultivate plant stems' growth
- 610-720nm light spectrum that allow chlorophyll absorbs more has impact on seed germination, branch bifurcation, pigment synthesis, stem growth, flowering and Enzyme functions
- Far red (720 ~ 1000nm) to control the plant from germination to vegetative growth and fl owering
- White to provide a human friendly working environment

Each sort of plant needs it's own tailored Spectral Power Distribution (SPD) to achieve the best results.